



Introduction/Overview

Lance & Melissa Stewart

Founders, Owners & Operators

☎ 866-652-3770 (toll free) | ✉ info@kidsk creations.us | 📘 /kidsk creations.us

www.KidsKreations.us

Thank you for contacting Kids Kreations!

We appreciate your interest and hope you find this information helpful as you make your fundraising plans.

Kids Kreations specializes in transforming original art into personalized gifts and keepsakes that loved-ones treasure for a lifetime! From practical to luxurious to sentimental, we offer a huge (and growing) selection of high quality products which are printed onsite with care. The unique, personalized products sell easily, making Kids Kreations the perfect partner for your fundraising needs.

Everyone Benefits

- **Your organization** will receive up to **40%*** of sales up front while eliminating door-to-door selling tactics. We also allow organizations to set custom profit margins. *See page 3 for an explanation of our sliding scale profit margin and premium products.
- **Proud family members** enjoy using these special products on a daily basis, giving them as gifts, and treasuring them as precious keepsakes.
- **Participating artists** gain pride and self-confidence seeing their artwork utilized and displayed in a professional format.
- **Parents** request to run this fundraiser again and again!

Quality Art = High Sales

The success of your Kids Kreations artwork fundraiser fully depends on the quality of artwork generated by the artists. Art projects (for which we have templates and resources available) can be easily incorporated into art class, regular lesson plans or added to holiday activities. For best results, we suggest you work with your school's art teacher! And, if your organization doesn't have an art teacher, try enlisting the help of local artists, retired art teachers, college art students and teachers, or your local art museum. Our experience shows that offering an incentive to the project leader (i.e., portion of your profits) is a good investment and will be rewarded with higher sales. As a side note, our educational program is designed for in-class art projects, not for artwork students create at home.

We Make It Personal

With our **Free Sticker Program**, each participating artist receives a personalized order catalog featuring his/her name and artwork on sample products. Each order form is unique! Being able to visualize the student's art on a few products really helps boost sales. And, simply as a 'thank-you,' each artist receives 14 free stickers featuring their art.

Efficient, Secure Ordering

Each artist's brochure displays a unique code that allows parents, family, and friends to locate, view, and order customized items online. Orders may also be shipped directly to a home address anywhere in the U.S. (separate shipping costs apply.) To protect the artists' privacy, names are not displayed on the website. We invite you to view our explainer video at www.KidsKreations.us.

Preview

Enclosed are sample materials we hope will introduce your organization to Kids Kreations and impress you with our quality workmanship:

1. **Fundraiser Overview**
2. **Student Order Catalog – Customized catalog, matching stickers, ordering envelope**
3. **Price List with Profits – View your organization's profit for each of our products**
4. **Frequently Asked Questions**
5. **Timeline – Helpful to keep your fundraising project on track**
6. **Quality Artwork Guidelines – Follow these steps to create art that will sell well**
7. **Promotional Items – Display these during your fundraiser to enhance sales**

Getting Started!

To start raising funds, simply call us (TF) at 866-652-3770. After we receive a verbal commitment of participation, we'll send your Fundraising Materials Packet so you can get started!

Our family business is friendly and dedicated to helping make your fundraiser a success! We are happy to answer your questions and do everything we can to help you launch a memorable and rewarding fundraiser. **We look forward to working with you!**



Lance & Melissa Stewart

Sliding Profit Margin Scale

Kids Kreations is implementing a sliding profit margin scale beginning August 1, 2021. The past 18 months of no school coupled with rising inflation costs of blanks and shipping prices requires us to raise prices. However, our family is just like yours and instead of raising prices on all of us, we decided to implement an “economies of scale” approach first. This new scale approach provides organizations the opportunity to earn from 25% up to 40% profit margin on products priced less than \$40.00.

The criteria for advancing from a 25% base profit margin to a 40% profit margin will be determined by the organization's submitted artwork pieces and the resulting number of orders. Please note: an order may consist of multiple pieces of artwork or purchase several different items from one artwork piece, but it only counts as one order. The more orders an organization has, the higher the profit margin!

All organizations start at the base profit margin of 25%. If an organization has an 19% or less participation percentage they will receive 25% of the purchase price of the products sold. If an organization reaches a 20-29% participation percentage, then the profit margin is 30%. Likewise, if an organization reaches a 30-39% participation percentage, then the profit margin is 35%. And if an organization has a 40% or higher participation percentage, then the profit margin is 40%.

To help clarify this further, let's use Any Organization, USA with 100 submitted pieces of artwork as an example. If Any Organization has between 1 and 19 orders, then their profit margin is 25%. Meaning, if one set of Note Cards (Item 20) were sold, then the profit received would be \$5.00. If they tally 20-29 orders, then their profit margin is 30% and they would receive \$6.00 for the sell of the Note Cards. If they tally 30-39 orders, then their profit margin is 35% and they would receive \$7.00 for the sell of the Note Cards. If they tally 40 or more orders, then their profit margin is 40% and they would receive \$8.00 for the sell of the Note Cards. The profit from each item by profit margins can be reviewed on the following pages.

Everyone Benefits if Everyone Participates!

The table below reveals the number of orders needed to reach each profit margin based upon commonly submitted artwork quantities.

Artwork Pieces	25% Margin	30% Margin	35% Margin	40% Margin
25	1-5	6-8	9-10	11+
50	1-10	11-15	16-20	21+
100	1-19	20-29	30-39	40+
150	1-29	30-44	45-59	60+
200	1-38	39-58	59-78	79+
250	1-48	49-73	74-98	100+
300	1-57	58-87	88-117	118+
350	1-67	68-102	103-137	138+
400	1-76	77-116	117-156	157+
450	1-86	87-131	132-176	177+
500	1-95	96-145	146-195	196+

Price List With Profits (pg. 1 of 3)

Notes	Item No.	Product	Description Kids Kreations reserves the right to change prices, add, remove or alter products when it deems necessary, and without notice.	Sugg. Parent Cost (\$)	Your 25% Profit (\$)	Your 30% Profit (\$)	Your 35% Profit (\$)	Your 40% Profit (\$)
	10	Tile w/ Wood Frame	Ceramic tile 6 x8" inserted into hand painted black wooden frame. Overall Size: 7.5x9.5"	25.75	6.44	7.73	9.01	10.30
	11	Sticky Note Holder	Image on glossy hardboard. Ready for 3"x3" sticky notes.	14.50	3.63	4.35	5.08	5.80
	12	Puzzle - small	30 piece. Puzzle size: 7.5x9.5"	15.25	3.81	4.58	5.34	6.10
	13	Puzzle - large	252 piece. Puzzle size: 10x13"	20.00	5.00	6.00	7.00	8.00
	14	Stickers	48 count.	8.50	2.13	2.55	2.98	3.40
BEST SELLER	15	Ornament	Year on back. Made from unbreakable glossy aluminum.	14.00	3.50	4.20	4.90	5.60
	16	Bookmark	Aluminum, White Gloss, 2x3x.030", 1-sided	9.00	2.25	2.70	3.15	3.60
	18	Drying Mat	Memory foam cushion with grey edging. 14x21"	20.00	5.00	6.00	7.00	8.00
BEST SELLER	19	Key Chain	Aluminum. Artwork on Front and Back. Size:1.6x2.25"	11.00	2.75	3.30	3.85	4.40
BEST SELLER	20	Sports Water Bottle	Stainless Steel BPA free. Straw Top. 600 mL	21.50	5.38	6.45	7.53	8.60
BEST SELLER	21	20 Note Cards	20 scored, foldover note cards with envelopes. Folded size: 5.5x3.75"	21.00	5.25	6.30	7.35	8.40
BEST SELLER	22	Mirror	Artwork on outside. Two mirrors on inside. Size: 3x3"	12.25	3.06	3.68	4.29	4.90
	23	Slate	Natural Stone w/stand. Size: 5.85x7.8x3/8"	26.25	6.56	7.88	9.19	10.50
BEST SELLER	24	Pillow Case	Standard size. 100% polyester. Image won't fade or crack. Machine wash. No bleach. Hand sewn by Kids Kreations.	19.75	4.94	5.93	6.91	7.90
BEST SELLER	25	Matted Print	4.5x6.5" art ready for 8x10" frame. Black mat & art on one side, white mat & art on opposite side for framing choice.	16.00	4.00	4.80	5.60	6.40
	27	Canvas - 8x10"	Artwork Image with Gallery Wrapped edge 1.25". Ready for hanging. No frame needed.	35.00	8.75	10.50	12.25	14.00
	28	Tapered Water Bottle	White, 17 oz stainless steel insulated soda bottle style. Easy-to-grasp shape and secure vacuum seal lid with easy opening. Keeps beverage cold for 24 hours or hot for 12.	26.25	6.56	7.88	9.19	10.50
	29	Apron	Adult size. Image size 8x10"	20.00	5.00	6.00	7.00	8.00
	30	Samsung Galaxy S8 Cover	Sturdy rubber grippable case with beveled front edge.	21.50	5.38	6.45	7.53	8.60
	31	Portfolio - small	With inside pocket, pen holder and interchangeable 5x8" note pad. Overall Size: 7x9"	23.75	5.94	7.13	8.31	9.50
	32	Portfolio - large	With inside pocket, pen holder and interchangeable letter size note pad. Overall Size: 9x12"	28.75	7.19	8.63	10.06	11.50
	33	Tote Bag	Sturdy Tote made from poly canvas, water resistant fabric. Overall Size:15x11.5x5" gusset. Hand sewn by Kids Kreations.	40.00	10.00	12.00	14.00	16.00
BEST SELLER	34	Hot Plate	Image on heat-resistant glossy hardboard. Size: 6x7.8"	20.00	5.00	6.00	7.00	8.00
	35	Wallet	Trifold. Pockets for money, cards & photos. Size: 4.5x3"	19.50	4.88	5.85	6.83	7.80
	36	Eye Glass Case	Soft, Quilted, Zippered 4x7". Hand sewn by Kids Kreations.	25.25	6.31	7.58	8.84	10.10
	38	Decorative Pillow	Decorative with removable pillow form. Size 13x9". Hand sewn by Kids Kreations.	25.00	6.25	7.50	8.75	10.00
BEST SELLER	39	Mug	11 oz ceramic, hand wash to preserve color for years. Note: Dishwasher acts as a sand blaster.	16.00	4.00	4.80	5.60	6.40
BEST SELLER	40	Travel Mug	Non breakable stainless, double wall with spill resistant lid. 15 oz.	20.00	5.00	6.00	7.00	8.00
BEST SELLER	41	Quilt Block	Image size: 6.25x4.25" Fabric size: 8.5x5.5"	7.50	1.88	2.25	2.63	3.00
BEST SELLER	42	Zippy Pouch	Image both sides. Water resistant, durable canvas 8x5". Hand sewn by KK.	20.00	5.00	6.00	7.00	8.00
	44	Clipboard	Image will be on front side of clipboard. Back side is dry erase. Hardboard, white gloss. Size: 1/8x9"12.5"	29.50	7.38	8.85	10.33	11.80
BEST SELLER	45	Mouse Pad	Size: 9x8x1/4"	13.50	3.38	4.05	4.73	5.40

Price List With Profits (pg. 2 of 3)

Notes	Item No.	Product	Description Kids KreaTions reserves the right to change prices, add, remove or alter products when it deems necessary, and without notice.	Sugg. Parent Cost (\$)	Your 25% Profit (\$)	Your 30% Profit (\$)	Your 35% Profit (\$)	Your 40% Profit (\$)
BEST SELLER	46	Magnet Combo	Waterproof, flexible. Set of 3. 1 (5x3.75") 2 (3.75x2.5")	14.00	3.50	4.20	4.90	5.60
	48	Pot Holder	8x8", white with silver quilted heat resistant back and hanging hoop.	10.50	2.63	3.15	3.68	4.20
	49	Crossbody Bag	Black microfiber fabric with 7x11" image flap.	26.50	6.63	7.95	9.28	10.60
	50	Zippered Neoprene -10"	Fits iPad® or Tablet 10" or smaller. Also makes a great book cover!	25.00	6.25	7.50	8.75	10.00
	51	Zippered Neoprene -15"	Fits Laptop 15" or smaller.	29.00	7.25	8.70	10.15	11.60
	52	Small Cutting Board	8x11" etched glass.	29.50	7.38	8.85	10.33	11.80
	53	Large Cutting Board	16x11" etched glass.	35.00	8.75	10.50	12.25	14.00
BEST SELLER	54	Memo Pads	4 pads, 42 pages each. 4.25x11"	17.00	4.25	5.10	5.95	6.80
	55	Wall Calendar	ONE image all year round. 14 month tear away pages. Size: 11x17"	14.75	3.69	4.43	5.16	5.90
	56	Necklace	20" satin cord. Crystal, glass size: 1.25x1.75"	25.00	6.25	7.50	8.75	10.00
BEST SELLER	57	Charm	Silver tone, double sided image. Size: 1x3/4"	14.00	3.50	4.20	4.90	5.60
	58	Lunch Tote	Insulated, zippered top. Size: 8.5x 6x6"	28.00	7.00	8.40	9.80	11.20
	59	Rug - small indoor	Non slip, polyester. Size: 23x14"	28.50	7.13	8.55	9.98	11.40
	61	Basketball Goal	Glossy hardboard with 6" plastic hoop. Easily mount with your own 3M® Command Strips. Approximate Size: 7x9"	22.50	5.63	6.75	7.88	9.00
	62	iPhone 6 Cover	Full hard black rubber lining and tough plastic overcase.	21.00	5.25	6.30	7.36	8.40
	63	Stadium Cushion	12.5x14x.75" neoprene cushion with cut out handle.	29.00	7.25	8.70	10.15	11.60
	64	iPhone 6+ Cover	Full hard black rubber lining and tough plastic overcase.	21.00	5.25	6.30	7.35	8.40
	65	iPhone 5 & 5S Cover	Full hard black rubber lining and tough plastic overcase. NOT 5C	21.00	5.25	6.30	7.35	8.40
	66	iPhone XR Cover	Black sturdy rubber case with overhanging lip for maximum phone protection.	21.00	5.25	6.30	7.35	8.40
	67	Cleaning Cloth	Premium terry lined microfiber cleaning cloth. 5x7"	6.00	1.50	1.80	2.10	2.40
	68	iPhone 5C Cover	Full hard black rubber lining and tough plastic overcase.	21.00	5.25	6.30	7.35	8.40
	69	iPhone XS Cover	Sturdy rubber grippable case with beveled front edge.	21.00	5.25	6.30	7.35	8.40
	71	Samsung Galaxy S7 Cover	Sturdy rubber grippable case with beveled front edge.	21.00	5.25	6.30	7.35	8.40
	72	iPad Mini Case - Retina	iPad Mini Retina case with black matte plastic grip.	29.00	7.25	8.70	10.15	11.60
	73	Samsung Galaxy S6 Cover	Full hard black rubber lining and tough plastic overcase.	21.00	5.25	6.30	7.35	8.40
	74	iPhone 7/8 Cover	Full hard black rubber lining and tough plastic overcase.	21.00	5.25	6.30	7.35	8.40
	75	Samsung Galaxy S5 Cover	Full hard black rubber lining and tough plastic overcase.	21.00	5.25	6.30	7.35	8.40
	76	Samsung Galaxy S7 Edge Cover	Sturdy rubber grippable case with beveled front edge.	21.00	5.25	6.30	7.35	8.40
	77	Samsung Galaxy S6 Edge Cover	Full black rubber case.	21.00	5.25	6.30	7.35	8.40
	78	iPhone 7+/8+ Cover	Full hard black rubber lining and tough plastic overcase.	21.00	5.25	6.30	7.35	8.40

Price List With Profits (pg. 3 of 3)

Notes	Item No.	Product	Description Kids Kreations reserves the right to change prices, add, remove or alter products when it deems necessary, and without notice.	Sugg. Parent Cost (\$)	Your 25% Profit (\$)	Your 30% Profit (\$)	Your 35% Profit (\$)	Your 40% Profit (\$)
	83	Sandstone Coasters	Set of 2, 4x4x.25" white sand stone coasters with cork backing.	18.50	4.63	5.55	6.48	7.40
	86	Blanket - 30x40"	Very soft, silky plush feel. 30x40" Lap/Baby Blanket size	37.50	9.38	11.25	13.13	15.00
	91	Samsung Galaxy S8+	Sturdy rubber grippable case with beveled front edge.	21.00	5.25	6.30	7.38	8.40
	440	Socks - Youth	100% soft polyester/spandex blend socks. Youth sizes 4-11.	21.00	5.25	6.30	7.35	8.40
	441	Socks - Adult	100% soft polyester/spandex blend socks. Adult sizes: Women 4-11 Men 6-11.	24.25	6.06	7.28	8.49	9.70
	450	Hand Towel - Small - 11x18"	Plush velour hand towel with a sheared microfiber polyester face reverses to a 100% cotton terry loops. 11x18" One full bleed image.	14.75	3.69	4.43	5.16	5.90
	451	Hand Towel - Large - 15x25"	Plush velour hand towel with a sheared microfiber polyester face reverses to a 100% cotton terry loops. 15x25" One image repeated on each side of towel.	21.00	5.25	6.30	7.35	8.40
	452	Golf Towel - 15x25"	Plush velour. Sheared microfiber polyester face. Grommet, hook, scrubby back. One full bleed image.	22.50	5.63	6.75	7.88	9.00
	471-473	Youth White T-shirt Sm - Lg sizes	100% polyester, wicking performance wear. Image won't fade or crack. Machine wash. No bleach.	20.50	5.13	6.15	7.18	8.20
	481-490	Adult White T-shirt Sm - XXL sizes	100% polyester, wicking performance wear. Image won't fade or crack. Machine wash. No bleach.	22.50 25.25	5.63 6.31	6.75 7.58	7.88 8.84	9.00 10.10
	555	Tile - 4x4" Square	Glossy 4x4" square tile. Perfect for creating a tile wall of art. Note: Rectangle Art will be resized and skewed to fit this square tile.	9.00	2.25	2.70	3.15	3.60

PREMIUM PRODUCTS						
Notes		Product	Description Kids Kreations reserves the right to change prices, add, remove or alter products when it deems necessary, and without notice.	Suggested Parent Cost (\$)		Your 10% Profit (\$)
	80	Canvas 11x14"	Artwork Image with Gallery Wrapped edge 1.25". Ready for hanging. No frame needed.	50.00		5.00
	81	Canvas 16x20"	Artwork Image with Gallery Wrapped edge 1.25". Ready for hanging. No frame needed.	60.00		6.00
	82	Keepsake Box	Wooden felt lined box w/ ceramic tile inlay. 7x9x2.5"	45.00		4.50
	85	Shower Curtain	Made of 100% polyester fabric. 70x72"	70.00		7.00
	87	Blanket - 50x60"	Made of 100% plush microfiber polyester fabric. 50x60"	47.50		4.75
	88	Picnic Blanket - 50x60"	Water repellent microfiber picnic blanket. 50x60"	52.75		5.27
	453	Beach/Bath Towel - 30x60"	Plush velour beach/bath towel with sheared microfiber polyester face. Reverses to a 100% cotton terry loops. 30x60"	42.00		4.20

Two Program Options To Meet Your Needs

Free Sticker Program

- Personalized order catalogs
- Free page of stickers (14) featuring student's art (Each artist receives something free!)
- No obligation to purchase
- Works well for 100 or more artists
- Online orders available
- Start to finish takes approximately 10 to 12 weeks

How It Works

1. **Call Kids Kreations to request a Free Sticker Fundraising Materials Packet.** In this shipment, you'll receive: **Timeline, Promotional Materials, Step-by-Step Checklist, Drawing Paper** (sized 8.5 x 11"), **Pre-paid Postage Label** and **Box** for returning artwork to Kids Kreations.
2. **Display the provided promotional materials.** During your fundraising campaign, display product samples in high-traffic areas of your school, such as the foyer, office, and cafeteria. And be sure to show them off at special events like Open House, Fall Festival, Book Fair, Spring Fling, etc. Consider incentives for the class/grade with the highest sales.
3. **Oversee artwork creation in class.** Higher sales result from attractive artwork! Ensure students create art that parents will want displayed or preserved. Sales are directly related to the quality of art created! Visit our Art Lesson Plans on Pinterest www.pinterest.com/kidskreations/
4. **Mail artwork to Kids Kreations.** Use the provided box and pre-paid postage label to return the artwork to Kids Kreations. We will scan each piece of art and create the personalized stickers and order catalog.
5. **Receive and distribute each artist's Personalized Order Packet.** Within 2-3 weeks, you will receive packets for each participating artist containing a color catalog, order form, price list, and free sticker page. Students' original artwork is also returned at this time. Insert your fundraising letter to parents (generated from our website: www.kidskreations.us/fundraising.php?selection=letter_generator). Distribute to students for ordering at home, being careful to pair the customized forms correctly with the student artists.
6. **Receive payment up front – nothing to tally!** Collect money and deposit into your organization's account.
7. **Mail order forms and 50% payment to Kids Kreations.** Mail order forms along with one check from your organization written to Kids Kreations for 50% of the orders received. **(If you are participating in online sales, a 50% deposit is not needed.)** Your organization is responsible for the cost of mailing your order forms to us. A flat rate USPS envelope or box with tracking number is most commonly used.
8. **Receive your orders in 3 - 5 weeks.** Orders will arrive separated according to grade and pre-assembled into clear bags for easy send-home distribution. An invoice for the remaining balance will be included.

Send-Home Art Program*

- Free stickers and personalized order catalogs **are not included**
- No obligation to purchase
- Works well for fewer than 100 artists
- Start to finish takes approximately 8 to 10 weeks
- Your organization is responsible for assembling send-home packets

How It Works

1. **Call Kids Kreations to request a Send-home Art Materials Packet.** In this shipment, you will receive: **Timeline, Promotional Materials, Step-by-Step Checklist, Drawing Paper** (sized 8.5 x 11"), **Generic Color Catalog with Order Form and Price list** for each student.
2. **See #2 Above**
3. **See #3 Above**
4. **Assemble and Distribute each artist's Order Packet:** Insert artwork, catalog and your fundraising letter to parents (generated from our website: www.kidskreations.us/fundraising.php?selection=letter_generator) into provided envelopes. Distribute to students for ordering at home.
5. **Receive payment up front – nothing to tally!** Collect money and deposit into your organization's account.
6. **Mail Order Packets to Kids Kreations.** Mail art with order forms and one check from your organization written to Kids Kreations for 50% of the orders received. Note: online ordering is not available with this program.
7. **Receive your orders in 4-6 weeks.** Orders and artwork will arrive separated according to grade and pre-assembled into clear bags for easy send-home distribution. An invoice for the remaining balance will be included.

**Ideal for intimate organizations or groups in a hurry!*



Kids KreaTions specializes in helping organizations raise valuable funds by transforming your child's original works of art into personalized gifts and keepsakes that families will treasure for a lifetime!

Look for your child's art with personalized brochure to arrive soon!



*VIEW MORE PRODUCTS ONLINE!

CELEBRATE your child's kreaTions!



Your Child's Amazing Artwork + Our Unique Products = Irresistible Keepsakes

EYEGLASS CASES



WALL CALENDARS



SLATES



JEWELRY



KEEPSAKE BOXES



WALLETS



TOTE BAGS



ZIPPY POUCHES



MAGNET SETS



HOT PLATES



MUGS



LAPTOP & TABLET COVERS



MIRRORS



APRONS



PILLOW CASES



WHITE T-SHIRTS



STICKER SETS



PUZZLES



DECORATIVE PILLOWS



TILES with WOOD FRAME



QUILT BLOCKS



ORNAMENTS



STICKY NOTE HOLDERS



NOTE CARD SETS



COASTERS



SMART PHONE COVERS



PORTFOLIOS



MEMO PADS



RUGS



KEYCHAINS



POT HOLDERS



MATTED PRINTS



CUTTING BOARDS



CANVASES



BOOKMARKS



Be sure to **ORDER MULTIPLES!** Our products make great gifts & keepsakes and are 100% one of a kind.

Frequently Asked Questions

Are there any up-front costs?

No! (Period.)

What makes Kids Kreations unique?

- **high profits** for your organization
- **online ordering**, even after the campaign ends
- **free stickers and personalized order catalogs** for each artist (with our **Free Sticker Program**)
- **exclusively designed** jewelry and many hand-sewn-on-site items can only be found at Kids Kreations (i.e.: zippy pouch, eye glass case, tote bag and pillow)
- new line of **high-end gifts**
- **direct shipping** to anywhere in the USA
- **upload artwork or photo's** directly to our website for ordering
- **free personalization** on several of our products
- **large product sizes** for more vivid and impactful images

Compare our product and image sizes with other companies. Our wood framed ceramic tile size is 6"x8". Other companies sell 4"x4" or 4"x6" tiles. The image size on our Tote Bag is 11"x 15"; Decorative Pillow 13"x9"; Pillow Case 9"x12", Hot Plate 6"x8". Parents get more for their money with our larger formats!

Explain your new Premium Products.

By popular request, we have increased our offering of high-end specialty items. Any product priced \$40.00 or more is considered a Premium Product, for which your organization earns 10%. These items are expensive for us to create, and any higher profit for you would make them cost prohibitive for the parents. For all other products, your organization has the opportunity to earn up to 40% profit, or the custom profit margin set by your organization.

Are the original works of art returned?

Yes. For the **Free Sticker Program**, art is returned in the same shipment as the **Free Sticker Packets**. For the **Send-Home Art Program**, art is returned with the orders, at the end of the fundraiser.

When does our organization receive payment?

As soon as orders start coming in! Your organization receives profits up-front! Here's an overview:

- Deposit the received payments into your organization's account.
- Make out one check for 50% of the amount you deposited (total sales) and send to Kids Kreations with your orders. If you are participating in online sales, a 50% deposit is not needed.
- When we ship your products, we'll bill you for the remaining balance (usually 15%) giving your organization 35% profit.
- If your organization has more orders from the website than from catalogs, a reimbursement, or profit-share check will be stapled to your final invoice and sent to you along with the orders.

By offering many different products, I am concerned this may cause confusion during the ordering process. Should my organization offer just a couple of products?

No. Remember that people have varying tastes, preferences, and resources. By offering a variety of products, we are able to reach more people, resulting in increased sales! Through many years of experience, Kids Kreations has found that organizations offering all of our products gain much larger profits. Even though we have a lot to offer, parents find our catalog and order form very organized and user friendly.

How can my organization maximize sales?

Three keys to running a successful Kids Kreations art fundraiser:

1. **Create quality artwork.** Enlist assistance of an art teacher or other adult to guide the art creation process. Art projects can be easily incorporated into lesson plans without causing distraction in curricula. Help kids make attractive artwork so families cannot resist purchasing the customized keepsakes! (see pp 16-17 for tips)
2. **Promote and advertise your fundraising event.** Place sample products in high-traffic areas and at special events. Send flyers home with students prior to and during the campaign. Use the school newspaper, email and

FAQ cont.

social media to spread the word! Consider incentives for teachers, grades, and/or classes to help boost sales.

3. **Let families know the goal and purpose for your profits, and that their support is needed.** Are you helping the art department purchase a kiln? Does your school need a new entrance sign or playground? Are you raising money to help a family whose house burned? Parents are more likely to contribute when they know their money is going toward a worthwhile cause. Sometimes, having more than one beneficiary of the funds increases interest and sales.

My school does not have an art program, so teachers, art docents or parents will be guiding student art projects in class. What suggestions do you have for helping students create their artwork?

Have an organized, directed, age-appropriate art lesson for each class. We have uploaded many creative ideas, lesson plans, and step-by-step guides to our Pinterest Boards. The boards are very organized so you may quickly find plans suitable for your artists' age and ability. Find them here: www.pinterest.com/kidskreations/

The art teacher in our school will not be able to help with this project. Can we just send the blank drawing paper home for students to complete there?

No. Sending blank drawing paper home for completion always results in poor sales and is a waste of your time and energy! Sales are directly related to the quality of art created. The best quality of artwork will be created in art class or some organized, supervised art lesson. If the art teacher is not able to assist, here are our suggestions:

1. Implement this art fundraiser at a later date when your art teacher can help. With a little planning, this art fundraising project can be easily implemented into art lesson plans without causing interruption. You may help to persuade your art teacher to participate by offering a percentage of your profits to the art program. Let your art teacher know that he/she may implement this fundraiser with most of the popular lesson plans that he/she already uses.
2. Enlist the help of creative teachers and/or parents with artistic talents to oversee the drawing process during study hall, homeroom or break time.

Note: If your only option is to send blank drawing paper home for completion, then Kids Kreations is not the fundraising project for you. If this is your only choice, we encourage your organization to delay this fundraiser until you can coordinate artwork creation with an art teacher or other supervising adult.

Will you accept artwork on various sizes of paper?

No. To ensure the very best processing of each of our products, the 8.5x11" sized drawing paper must be used. Students may create artwork on any colored non-lined paper sized 8.5x11". However, artists may upload larger artwork pieces directly to our website for ordering.

There seems to be a lot of back and forth with the Free Sticker Program. Please further explain this art fundraising program that you offer.

The **Free Sticker Program** requires that your organization gather the student works of art and mail to Kids Kreations, at our expense. We will provide a free box and postage label. Within 2-3 weeks, you will receive the custom student order packets for distribution. After your organization receives the orders placed by parents, you will then ship the order forms to Kids Kreations at your expense. This program does require an extra step; however, your profits will be much higher as the free stickers and personalized order materials encourage sales.

Our annual Parent's Night has a great parent turnout. Could we sell the Kids Kreations products at our event?

Yes. We've seen good results with implementing our fundraiser this way. Here's how it works:

1. Have children create original works of art at school, prior to your event. File the artwork according to the artist's grade or teacher, for easy access.
2. Set up a Kids Kreations booth at your event, with our keepsake products on display.
3. When parents visit your booth, retrieve their child's filed artwork for their viewing.
4. Allow parents to complete order forms and purchase products on site.
5. For families that did not attend the event, send the artwork packet home with the artist.

Can people outside of our organization participate?

Yes, they simply need the child's Art ID Code to place an order online or via phone. More participants result in more profits for your organization. Encourage siblings, family and friends to create their own artwork. Guests

FAQ cont.

can upload their own artwork and identify during checkout which organization they wish to support. Direct shipping anywhere in the USA is available.

Can multiple products be ordered from one piece of artwork?

Yes. Our products can be created from one or multiple pieces of artwork in horizontal and vertical orientation.

My organization is small. What is your minimum order for participation?

No minimum order is required for implementing this kids artwork fundraiser. Smaller programs generally have a great return on sales!

How do I get started with your Kids Kreations artwork fundraiser?

1. Simply call us toll free (866-652-3770) to request your free Materials Packet.
2. Let us know if you want to run the **Free Sticker Art Program** or the **Send-Home Art Program**.
3. Provide us with the number of participants or students in your organization.

Explain shipping costs.

In order to help with escalating shipping costs, parents pay \$1.00 per item purchased – up to, and no more than, \$5.00 per order form. Your organization does not pay this shipping charge, nor does your organization receive profit from this shipping charge. We have found FedEx to be the most reliable and cost-effective shipper.

Shipping charges cover the following costs to ensure safe order arrival:

1. Packaging materials for each child's individual order
2. Labor costs for individually packaging each item
3. FedEx shipping charges
4. FedEx insurance charges

Free Sticker Art Program

Kids Kreations provides a free box and a postage-paid label for USPS (300 or less students) OR Fedex (more than 300 students) for you to send us the artwork. Your organization is only responsible for shipping the completed order forms and extra supplies back to Kids Kreations. Choosing a flat-rate box or envelope at the Post Office is very economical. You may choose to keep our sample products for your next Kids Kreations fundraising event!

Send-Home Art Program

Your organization is only responsible for shipping the completed order forms, artwork and extra supplies to Kids Kreations. Choosing a flat-rate box or envelope at the Post Office is very economical. You may choose to keep our sample products for your next Kids Kreations fundraising event!

Our organization has decided to implement this project with our elementary school.

Should we include Pre-School and Nursery School-age children with this art-based fundraiser?

Yes! No child is too young to participate! In fact, a significant portion of sales is made in the pre-school division. Best selling original works of art for pre-school children include footprints, handprints, finger-painted abstract art, thumbprint and fingerprint pictures with adult embellishments. Don't forget to write the child's name and date on these precious keepsakes. View our Pinterest Boards for great art ideas!
www.pinterest.com/kidskreations/

What will you do if a product is damaged, broken or incorrect?

Kids Kreations makes every effort to quickly correct any problems! We strongly dislike, and do everything possible to prevent, errors and damages during shipment. Order problems must be reported within 30 days of delivery to your organization's fundraising coordinator for verification. The fundraising coordinator should then contact us so we may correct the problem.

How are the orders shipped to us?

Kids Kreations ships orders via FedEx. Each order contains the original order form. Orders will be separated according to grade and will be pre-assembled into bags for easy send-home distribution. Some items (such as mugs, and bottles) require extra care to prevent breakage, and will be packaged separately from the student's bags. Your organization will need to place those items with the appropriate order before sending home.



Fundraiser Timelines for Special Dates **SPRING 2023**

129 Nita Drive | Fulton, MS 38843 | Toll Free: 866-652-3770 | www.KidsKreations.us

Call early to schedule your fundraiser! Popular gift-giving dates fill up early.

Your organization will be placed on a timeline based on your desired order-receival date and the number of other organizations being served. When scheduling your fundraiser, please have several delivery dates in mind.

NOTE: The following timelines are guidelines.

SPRING 2023

Free Sticker Program	Estimated Time Allotment	Valentine's Feb 14	Easter April 9	Mother's Day May 14	Father's Day June 18
Call Kids Kreations to request a Materials Packet.	5 days	11/10	1/3	2/7	3/14
Oversee artwork creation in class.	14 days	11/15	1/8	2/12	3/19
Mail art to Kids Kreations for catalog & sticker processing.	17 days	11/29	1/22	2/26	4/2
Receive personalized catalogs & free stickers.	5 days	12/16	2/8	3/15	4/19
Distribute catalogs for ordering.	10 days	12/21	2/13	3/20	4/24
Mail orders to Kids Kreations.	5 days	12/31	2/23	3/30	5/4
Kids Kreations receives & processes your order.	28 days	1/5	2/28	4/4	5/9
Your packaged order is shipped.	5 days	2/2	3/28	5/2	6/6
Receive your Kids Kreations order in plenty of time!		2/7	4/2	5/7	6/11

Send-Home Art Program	Estimated Time Allotment	Valentine's Feb 14	Easter April 9	Mother's Day May 14	Father's Day June 18
Call Kids Kreations to request a Materials Packet.	5 days	11/29	1/22	2/26	4/2
Oversee artwork creation in class.	10 days	12/4	1/27	3/3	4/7
Stuff Artwork Packets and send home for ordering.	10 days	12/14	2/6	3/13	4/17
Receive orders & artwork. Mail to Kids Kreations.	5 days	12/24	2/16	3/23	4/27
Kids Kreations receives, processes & ships your order.	35 days	12/29	2/21	3/28	5/2
Your packaged order is shipped.	5 days	2/2	3/28	5/2	6/6
Receive your Kids Kreations order in plenty of time!		2/7	4/2	5/7	6/11

Fundraiser Timeline

Call early to schedule your fundraiser! Popular gift-giving dates fill up early.

Your organization will be placed on a timeline based on your desired order-receival date and the number of other organizations being served. When scheduling your fundraiser, please have several delivery dates in mind.

NOTE: the following timelines are guidelines.

FALL 2023

Free Sticker Program	Estimated Time Allotment	Halloween Oct 31	Thanksgiving Nov 23	Hanukkah Dec 7	Christmas Dec 25
Call Kids Kreations to request a Materials Packet.	5 days	7/27	8/19	9/2	9/10
Oversee artwork creation in class.	14 days	8/1	8/24	9/7	9/15
Mail art to Kids Kreations for catalog & sticker processing.	17 days	8/15	9/7	9/21	9/29
Receive personalized catalogs & free stickers.	5 days	9/1	9/24	10/8	10/16
Distribute catalogs for ordering.	10 days	9/6	9/29	10/13	10/21
Mail orders to Kids Kreations.	5 days	9/16	10/9	10/23	10/31
Kids Kreations receives & processes your order.	28 days	9/21	10/14	10/28	11/5
Your packaged order is shipped.	5 days	10/19	11/11	11/25	12/3
Receive your Kids Kreations order in plenty of time!		10/24	11/16	11/30	12/8

Send-Home Art Program	Estimated Time Allotment	Halloween Oct 31	Thanksgiving Nov 23	Hanukkah Dec 7	Christmas Dec 25
Call Kids Kreations to request a Materials Packet.	5 days	8/15	9/7	9/7	9/29
Oversee artwork creation in class.	10 days	8/20	9/12	9/12	10/4
Stuff Artwork Packets and send home for ordering.	10 days	8/30	9/22	9/22	10/14
Receive orders & artwork. Mail to Kids Kreations.	5 days	9/9	10/2	10/2	10/24
Kids Kreations receives, processes & ships your order.	35 days	9/14	10/7	10/7	10/29
Your packaged order is shipped.	5 days	10/19	11/11	11/11	12/3
Receive your Kids Kreations order in plenty of time!		10/24	11/16	11/16	12/8

Fundraiser Timeline ...continued

Call early to schedule your fundraiser! Popular gift-giving dates fill up early.

Your organization will be placed on a timeline based on your desired order-receival date and the number of other organizations being served. When scheduling your fundraiser, please have several delivery dates in mind.

NOTE: the following timelines are guidelines.

SPRING 2024

Free Sticker Program	Estimated Time Allotment	Valentine's Feb 14	Easter March 31	Mother's Day May 12	Father's Day June 16
Call Kids Kreations to request a Materials Packet.	5 days	11/10	12/26	2/7	3/12
Oversee artwork creation in class.	14 days	11/15	12/31	2/12	3/17
Mail art to Kids Kreations for catalog & sticker processing.	17 days	11/29	1/14	2/26	3/31
Receive personalized catalogs & free stickers.	5 days	12/16	1/31	3/15	4/17
Distribute catalogs for ordering.	10 days	12/21	2/5	3/20	4/22
Mail orders to Kids Kreations.	5 days	12/31	2/15	3/30	5/2
Kids Kreations receives & processes your order.	28 days	1/5	2/20	4/4	5/7
Your packaged order is shipped.	5 days	2/2	3/19	5/2	6/4
Receive your Kids Kreations order in plenty of time!		2/7	3/24	5/7	6/9

Send-Home Art Program	Estimated Time Allotment	Valentine's Feb 14	Easter March 31	Mother's Day May 12	Father's Day June 16
Call Kids Kreations to request a Materials Packet.	5 days	11/29	1/14	2/25	3/31
Oversee artwork creation in class.	10 days	12/4	1/19	3/1	4/5
Stuff Artwork Packets and send home for ordering.	10 days	12/14	1/29	3/11	4/15
Receive orders & artwork. Mail to Kids Kreations.	5 days	12/24	2/8	3/21	4/25
Kids Kreations receives, processes & ships your order.	35 days	12/29	2/13	3/26	4/30
Your packaged order is shipped.	5 days	2/2	3/19	4/30	6/4
Receive your Kids Kreations order in plenty of time!		2/7	3/24	5/5	6/9

Fundraiser Timeline

Call early to schedule your fundraiser! Popular gift-giving dates fill up early.

Your organization will be placed on a timeline based on your desired order-receival date and the number of other organizations being served. When scheduling your fundraiser, please have several delivery dates in mind.

NOTE: the following timelines are guidelines.

FALL 2024

Free Sticker Program	Estimated Time Allotment	Halloween Oct 31	Thanksgiving Nov 28	Hanukkah Dec 25	Christmas Dec 25
Call Kids Kreations to request a Materials Packet.	5 days	7/27	8/24	9/10	9/10
Oversee artwork creation in class.	14 days	8/1	8/29	9/15	9/15
Mail art to Kids Kreations for catalog & sticker processing.	17 days	8/15	9/12	9/29	9/29
Receive personalized catalogs & free stickers.	5 days	9/1	9/29	10/16	10/16
Distribute catalogs for ordering.	10 days	9/6	10/4	10/21	10/21
Mail orders to Kids Kreations.	5 days	9/16	10/14	10/31	10/31
Kids Kreations receives & processes your order.	28 days	9/21	10/19	11/5	11/5
Your packaged order is shipped.	5 days	10/19	11/16	12/3	12/3
Receive your Kids Kreations order in plenty of time!		10/24	11/21	12/8	12/8

Send-Home Art Program	Estimated Time Allotment	Halloween Oct 31	Thanksgiving Nov 28	Hanukkah Dec 25	Christmas Dec 25
Call Kids Kreations to request a Materials Packet.	5 days	8/15	9/12	9/29	9/29
Oversee artwork creation in class.	10 days	8/20	9/17	10/4	10/4
Stuff Artwork Packets and send home for ordering.	10 days	8/30	9/27	10/14	10/14
Receive orders & artwork. Mail to Kids Kreations.	5 days	9/9	10/7	10/24	10/24
Kids Kreations receives, processes & ships your order.	35 days	9/14	10/12	10/29	10/29
Your packaged order is shipped.	5 days	10/19	11/16	12/3	12/3
Receive your Kids Kreations order in plenty of time!		10/24	11/21	12/8	12/8

Create-Your-Own Timeline

Create your own timeline by first determining when you would like to receive your order. Place this date in box labeled #1. Working upward in the column, count back the number of days noted in the “Estimated Time Allotment” column, placing that date in box labeled #2. Continue subtracting the allotted number of days until you have reached the last box on top.

Free Sticker Program	Estimated Time Allotment		Timeline #1	Timeline #2	Timeline #3
Call Kids Kreations to request a Materials Packet.	5 days	# 9			
Oversee artwork creation in class.	14 days	# 8			
Mail art to Kids Kreations for catalog & sticker processing.	17 days	# 7			
Receive personalized catalogs & free stickers.	5 days	# 6			
Distribute catalogs for ordering.	10 days	# 5			
Mail orders to Kids Kreations.	5 days	# 4			
Kids Kreations receives & processes your order.	28 days	# 3			
Your packaged order is shipped via Fed Ex ground.	5 days	# 2			
Receive your Kids Kreations order in plenty of time!		# 1			

Send-Home Art Program	Estimated Time Allotment		Timeline #1	Timeline #2	Timeline #3
Call Kids Kreations to request a Materials Packet.	5 days	# 7			
Oversee artwork creation in class.	10 days	# 6			
Stuff Artwork Packets and send home for ordering.	10 days	# 5			
Receive orders & artwork. Mail to Kids Kreations.	5 days	# 4			
Kids Kreations receives, processes & ships your order.	35 days	# 3			
Your packaged order is shipped via Fed Ex ground.	5 days	# 2			
Receive your Kids Kreations order in plenty of time!		# 1			

Quality Artwork Guidelines

Increase your sales and help students create quality artwork. Choose art themes in which parents would like to purchase for keepsakes! By following these guidelines, products will look great, parents will be pleased, and your organization will be wildly popular!

DO

Visit our Pinterest Boards to view easy, creative, age-appropriate Art Lesson Plans and Video Tutorials: pinterest.com/kidskreations/ Remember - The #1 Key to Sales is Quality Art.

DO

Use paper sized 8.5" x 11" supplied by Kids Kreations OR your choice of 8.5"x11" non-lined paper.

DO

Have the artist work out basic composition onto the drawing paper using the pink eraser at the tip of a #2 pencil. Lightly pencil over the eraser marks, wipe off the eraser marks and proceed.

(tip from TeachKidsArt.blogspot.com)

DO

Use bold colored markers, paints, darker crayons, medium to darker watercolors, oil pastels and paper collages. Erase any pencil marks.

DON'T

Don't use colored pencils, fluorescents, metallics, or glitter. Scanned glitter appears as brown spots on products. Crayons do not provide good coverage. They can be used, but do not reproduce well — best to choose other media. Light colored artwork processes very poorly onto our products and will not sell well.

DO

Fill up the entire 8.5" x 11" drawing paper with large bold color and images! Big, bold, colorful artwork sells best and looks vibrant on all products!

DO

Draw big so that details are not lost during processing. Some products require artwork size to be reduced.

DON'T

Don't leave excessive white or void space on the paper. Parents will not purchase artwork containing a lot of white space.

DON'T

Don't draw important objects or words near the edge of paper. Don't draw a border around the edge of paper.

DO

Do add color extending to the edge of the paper.

DO

Have an organized, directed, age-appropriate art lesson for each class. Have each child in class execute the same art lesson. Work toward attractive art that both the student and parents will be proud of. Art that "tugs" at the heartstrings sells well. For eg.: handprint/ footprint art with younger artists, flowers and landscapes with older artists. **Remember - great artwork results in great sales!**

DON'T

Don't allow students to randomly draw what they want to draw. This unguided artwork is usually very low quality and your sales will be VERY poor. Abstract art does not sell well. Self portraits that do not resemble the artist will not sell. Monsters, robots and scribbles do not sell. **Poor artwork results in poor sales!**

DO

Create original works of art.

DON'T

Don't draw or trace copyrighted material such as Spiderman, Mickey Mouse, video game images, etc. Don't use stamps, stickers or coloring pages. We can't legally reproduce copyrighted images. This artwork will be returned without processing.

DO

Ask the artist to sign his/her name on the artwork one (1) inch away from the edge of the drawing paper. Parents enjoy seeing their child's handwritten name on their artwork.

DON'T

Don't write name touching the edge of paper. Leave one (1) inch space between the name edge and paper edge. Don't create a pencil border around the edge of the paper to define this one (1) inch space.

DO

Make sure the artist's name, grade and teacher are written legibly on the back of each artwork with a pencil or pen. Check to see if identification labels have been provided for your students. Write the word "TOP" on the back of artwork if the orientation is questionable.

DON'T


Don't submit artwork without student's name, grade and teacher written on the back. Don't use a dark marker to write on the back of the artwork. The marker will bleed through appearing on front image.

Quality Artwork Guidelines ...continued

DO

Color to the edge of the paper.
Making the artwork full bleed
will enhance the look of the
artwork on the finished product.


Remember to write artist's
name or any other important
words, names, or dates
(1) inch away from the edge
to avoid cropping.



X DON'T

Don't leave a (1) inch white border
around the edge of the artwork.
White borders will be cropped off.

White borders on the edges make
it very difficult to align the image
on products which will leave
the edges uneven. A lot of white
space does not look appealing
on the finished product.



Quality Artwork Guidelines ...continued

Many products have curved edges. Some products have cutouts. Some cropping will automatically occur during processing.

DO

- Create art on the entire page.
- Create colorful art - edge to edge.
- Write names, words, and dates 1 (one) inch away from the edge of the paper.
- Leave enough space around edges where items will not be cropped.

X DON'T

- Don't make a white border or ruled border around the artwork.
- Don't write names, words, dates, hands, fingers, toes, etc. close to the edge.
- Don't draw names, words and dates and important objects within 1 inch of paper edge.

The following examples demonstrate problems we encounter while processing.



Samsung Galaxy Phone Cover
- part of owl's head is cutout



iPhone Covers - part of owl's head
and part of fingerprint is cut out



Mirror - name on bottom
right edge is cropped off



Car Shade - part of the
letter "M" is cropped off



Sticky Note Holder - "Earth"
is cropped off a bit



Pot Holder - date and
name are cropped off

Art Lessons

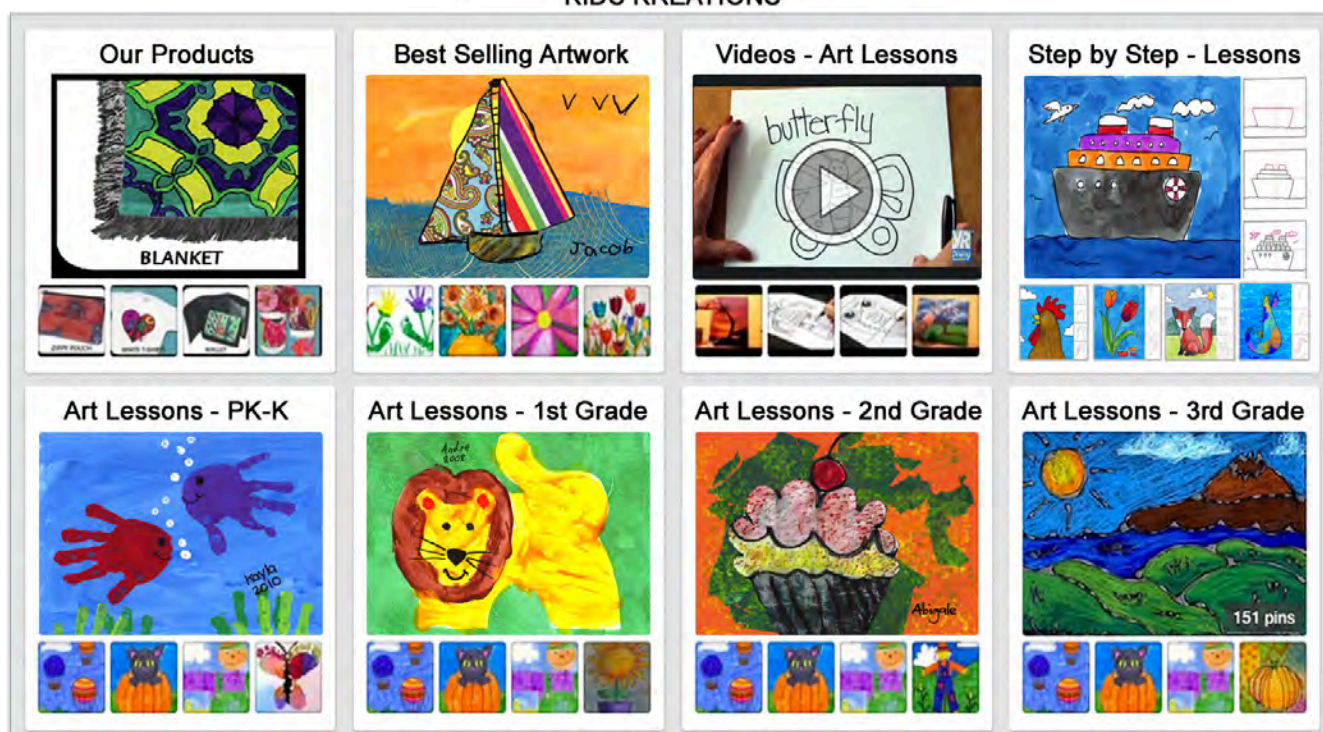
Start with Great Art!

The #1 Key to sales is Quality Art: **Good Art = Good Sales**; Poor Art = Poor Sales

For your Kids Kreations art fundraiser to be successful, students must create attractive, eye-appealing, quality artwork that parents and children both like.

Please review the following suggestions that have proven successful with many organizations!

1. Visit our Pinterest Boards to view easy and creative Art Lesson Plans and Video Tutorials. **These are designed to produce attractive student art REGARDLESS of the artistic abilities of the teacher or adult leader.** Our Pinterest Boards are very organized so you can quickly find suitable lesson plans for your artists.
pinterest.com/kidskreations/ Trademark Note: Pinterest reserves all rights.




2. **Have an organized, directed, age-appropriate art lesson for each class.** Don't let students draw without direction— this artwork is usually very poor quality and will not sell well.
3. **Subject matter is important:** Flowers, animals, and landscapes are great sellers. Abstract art, monsters, robots, and scribbles do not sell well. Self portraits that do not resemble the artist will not sell. Have students fill up the drawing paper with large images and bold colors! Remember—Great Artwork results in Great Sales!
4. **Have each child in the class create the same theme of art.** This promotes class unity while making it easier for teachers, art docents or parents to implement. **Bonus:** it is not necessary to develop new art lessons each year. Select one art lesson that works well for each grade and implement the same lesson for the same grade each year. As students advance, they will encounter a new theme each year.

Art Lessons

Examples of grade specific art themes that sell well.

PreK

- Parents of preschoolers tend to love artwork that has their child's handprints or footprints on it along with the child's name and year.
- This type of art captures the child's young years and will increase sales for this age group.
- Remember to write artist's name or any other important words, names, or dates (1) inch away from the edge to avoid cropping.



Enjoy a few How-To links below

Butterfly Paintings - https://www.deepspacesparkle.com/butterfly-painting-art-lesson/?fbclid=IwAR04DBjw6YdXZtGFjk_

Warhol Handprints - <https://artprojectsforkids.org/warhol-hand-prints-2/>

Various Handprint & Footprint Art - <http://www.hodgepodgecraft.com/10-amazing-handprint-craft-ideas-for-kids/>

<https://www.gluedtomycraftsblog.com/2015/07/handprint-footprint-art-for-kids-roundup.html>

<https://amomsimpression.com/15-cute-and-easy-handprint-crafts/>

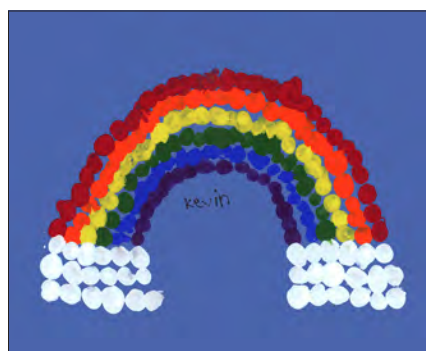



Art Lessons

Examples of grade specific art themes that sell well.

Kindergarten

- Students learn introductory concepts of line variety, geometric shape, actual texture, primary color, and pattern through exploratory drawing, painting, collage, and stamping.
- Remember to write artist's name or any other important words, names, or dates (1) inch away from the edge to avoid cropping.



Enjoy a few How-To links below

Mosaic - <https://www.deepspacesparkle.com/mosaic-hearts-art-lesson/>

Monet - <https://kinderart.com/art-lessons/painting/make-a-monet/?fbclid=IwAR2wWR6-6Rm9C8TIKj5eF8SjEh5zYrIk6ybFryvOeTdDpZ-yl3zpkIQnvE>

Ostrich - <http://www.preschoolcrafts.us/make-ostrich-art-activity/>

George Seurat Pointillism - <https://thecraftingchicks.com/easy-pointillism-kids/>

Colorwheel Flowers - <https://www.deepspacesparkle.com/colorwheel-bouquet-art-lesson/>



Art Lessons

Examples of grade specific art themes that sell well.

1st Grade

- Students are interested in art that shows familiar subjects, such as animals and family.
- Students begin to identify line, color, shape, form, and texture as elements of art. They learn to create secondary colors by mixing primary colors.
- Remember to write artist's name or any other important words, names, or dates (1) inch away from the edge to avoid cropping.



Enjoy a few How-To links below

Fox - <https://artprojectsforkids.org/draw-a-simple-fox/>

Owl - <https://artprojectsforkids.org/how-to-draw-an-owl-3/>

Tulips - <https://artprojectsforkids.org/draw-and-paint-a-tulip/>

Winter Cardinal - <https://artprojectsforkids.org/draw-cardinal/>

Koala - <https://www.deepspacesparkle.com/painted-koala/>





Art Lessons

Examples of grade specific art themes that sell well.

2nd Grade

• Students learn concepts of contour and line type, abstraction, color palette, 3-D form, and positive and negative space create a broad range of art. Students make both realistic and abstract drawing and paintings

• Remember to write artist's name or any other important words, names, or dates (1) inch away from the edge to avoid cropping.



Enjoy a few How-To links below

Heart - <https://createartwithme.com/heart-art-mixed-media-lesson/>

Ted Harrison Inspired Art - <http://www.thatartistwoman.org/2011/02/painting-in-style-of-ted-harrison.html>

Kandinsky Tree Collage - <https://artprojectsforkids.org/kandinsky-tree-collage/>

Torn Art Sailboats - <http://kids-finelines.blogspot.com/2011/08/pacific-coast-regatta.html>

Laurel Burch Cat - <https://artprojectsforkids.org/laurel-burch-cat-drawing/>



Art Lessons

Examples of grade specific art themes that sell well.

3rd Grade

- Students have developed the perceptual skills to create more detailed works of art. Students typically expand their knowledge of the subjects of art - portrait, still life, seascape, landscape.
- Remember to write artist's name or any other important words, names, or dates (1) inch away from the edge to avoid cropping.



Enjoy a few How-To links below

Black Glue Sunflower - <https://iheartcraftythings.com/black-glue-sunflower-craft.html>

Tiger Collage - <http://elementsofheartroom.blogspot.com/2018/09/3rd-grade-painted-paper-tiger-collage.html?m=1>

Cruise Ship - <https://artprojectsforkids.org/draw-a-cruise-ship/>

Jim Dine Inspired Heart - <https://artprojectsforkids.org/easiest-valentine-art/>

Romero Britto Cat - <https://artprojectsforkids.org/draw-a-romero-britto-cat/>



Art Lessons



Examples of grade specific art themes that sell well.

4th Grade

• Students study and create art, including landscapes, portraits, sculptures, and collages.

• They explore various art materials such as pastels, papier-mâché, and watercolors and learning the elements and principles of art such as color, line, shape, texture, and space.

• Remember to write artist's name or any other important words, names, or dates (1) inch away from the edge to avoid cropping.



Enjoy a few How-To links below


Watercolor Cactus - <https://artprojectsforkids.org/watercolor-cactus/>

Robin Mead Landscape Inspired - <http://elementsofheartroom.blogspot.com/2019/05/4th-grade-robin-mead-landscapes.html>

Half Portrait with Name - <https://artprojectsforkids.org/half-portrait-tutorial/>

Gustav Klimt Tree of Life - <https://artprojectsforkids.org/half-portrait-tutorial/>

Cupcake - <https://artprojectsforkids.org/how-to-draw-a-cupcake/>



Art Lessons

Examples of grade specific art themes that sell well.

5th Grade

- Students create art including landscapes, portraits, sculptures, and collages while exploring various art materials such as pastels, papier-mâché, and watercolors.
- Students learn the elements and principles of art such as color, line, shape, form, texture, space, balance, and repetition.
- Students work with warm and cool colors, and contrast and perspective to show depth.



Enjoy a few How-To links below

Tessellation Art - <https://artprojectsforkids.org/category/view-by-theme/tessellation/>

Birch Tree - <https://theeducatorsspinonit.com/easy-birch-tree-painting-with-kids/>

Sun and Moon Art - <https://www.makeandtakes.com/sun-and-moon-watercolor-project>

Still Life Art - Fruit - <https://www.deepspacesparkle.com/still-life-art-project/>

Perspective Art - <https://www.deepspacesparkle.com/one-point-perspective-art-lesson/>

Dream Catcher - <http://elementaryartfun.blogspot.com/2016/03/dream-catchers.html>




Art Lessons

Examples of grade specific art themes that sell well.

6th Grade

- Students use all of the elements of design such as line, shape and form, value, color, space, texture, balance, unity, contrast, emphasis, pattern, and movement and rhythm.
- Students use various observational drawing skills to depict a variety of subject matter, create a drawing using varying tints, shades, and intensities, and create complex original works of art.



Enjoy a few How-To links below

Van Gogh Starry Night - <https://stepbysteppeainting.net/2019/07/22/how-to-paint-starry-night/>

Skyline on color gradation - <http://arteasuola.com/2015/03/skyline-on-color-gradations/>

Lighthouse - <https://artprojectsforkids.org/draw-a-lighthouse>

Van Gogh Still Life Flowers - <https://www.deepspacesparkle.com/shop/van-gogh-sunflowers-art-lesson-video/>

Grant Wood Inspired Art - <https://www.teacherspayteachers.com/Product/How-to-draw-a-Pattern-Farm-Landscape-2185359>

